

REMOTE TEACHING & LEARNING PORTFOLIO



Spring 2020

A large, solid dark blue shape that starts from the bottom left corner and extends diagonally upwards to the right, covering the bottom half of the page.

TABLE OF CONTENTS

1. [Favorite Remote Teaching & Learning Resources](#)
2. [Connecting with Students during Remote Teaching & Learning](#)
3. [The Inclusive Remote Classroom](#)
4. [Differentiating and Supporting Engagement, Remotely](#)
5. [Supporting and Connecting with Multilingual Families Remotely](#)

FAVORITE REMOTE TEACHING & LEARNING RESOURCES



[Back to Table of Contents](#)

CONNECTING WITH STUDENTS DURING REMOTE TEACHING AND LEARNING

FLAT TEACHER

"Flat Teacher", student letter, & bingo board, translated into 5 languages and sent to student homes. Students encouraged to take a photo of themselves with their "flat teacher" and share it with her!



Ms. DuBois



CONNECTING WITH STUDENTS DURING REMOTE TEACHING AND LEARNING

Digital notebook
decoration to
share your likes
and interests.



[Back to Table of Contents](#)

CONNECTING WITH STUDENTS DURING REMOTE TEACHING AND LEARNING

“Getting to Know You” Zoom Games



Tell us about you!

- I am from...
- A goal I have is...
- I love my ____ because ...
- I was proud when...
- I like to ...
- My perfect day is...
- I speak ____ and ____.
- I am good at...

<https://wheelofnames.com/zyh-fcp>

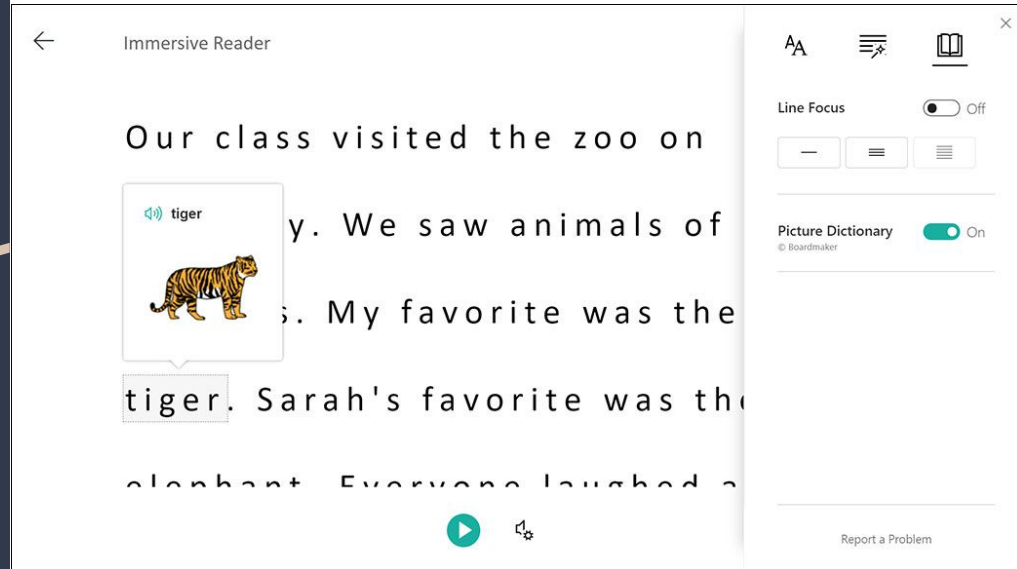
THE INCLUSIVE REMOTE CLASSROOM

VIRTUAL READING ROOMS WITH DIVERSE AND INCLUSIVE LITERATURE



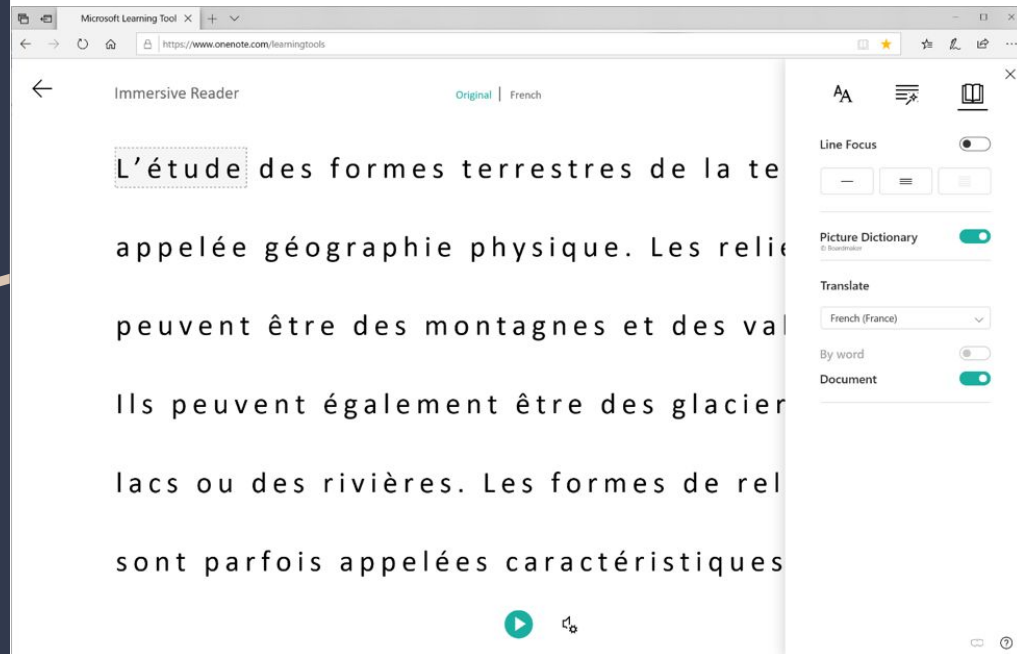
THE INCLUSIVE REMOTE CLASSROOM

Use of Chrome extensions such as **Immersive Reader**, **Google Translate**, and **Pear Deck** to make content accessible to and engaging for all learners.



THE INCLUSIVE REMOTE CLASSROOM

Use of Chrome extensions such as **Immersive Reader**, **Google Translate**, and **Pear Deck** to make content accessible to and engaging for all learners.



DIFFERENTIATION AND SUPPORTING ENGAGEMENT FOR DIVERSE LEARNERS

PEAR DECK

- Live lessons 3x per week, in small groups
- Students participate in “real time”
- Related independent work follows lesson
- Allows for multiple question types, activities and methods of response
- Builds upon student strengths
- Allows for student growth
- Built in feedback options provide specific and timely feedback to students

PEAR DECK



ENGAGING STUDENTS WITH
LIVE LESSONS USING PEAR
DECK & GOOGLE SLIDES

Samples on
following slides

FEATURES OF NONFICTION & HOW THEY HELP US UNDERSTAND A TEXT

A LIVE LESSON

LABELS

Words that tell about the parts
of

CAPTION

A short
description
by a picture
that tells
about the
picture.



A young koala rides on its
mother's back until it is about
a year old.

© Karel Kees Pister

young
pole

PHOTOGRAPH

A picture made by a camera.



© Karel Kees Pister

MAPS



A picture
that shows
where something
is located.

Visuals support
student
comprehension

CORAL REEF



FEATURES OF NONFICTION

MAPS




North
America

A picture
that shows
where something
is located.

Non-fiction texts
give content an
authentic context

Coral reefs lie in the warm
tropical regions. There are three main
types of tropical reefs.

tropical coral reefs = 




6

Fringing reefs stretch along
shores. **Barrier** reefs are
farther out. Ring-shaped **atolls**
rise from sunken islands.



7

Most coral reefs lie in the warm **tropics**. There are three main types of tropical reefs.

tropical coral reefs = 



Fringing reefs stretch along shores. **Barrier** reefs are farther out. Ring-shaped **atolls** rise from sunken islands.



fringing reef




barrier reef



atolls

Interaction and oral language development is encouraged

Most coral reefs lie in the **tropics**. There are three types of tropical reefs.

tropical coral reefs = 

How does the map help us understand the page and about coral reefs?

Fringing reefs stretch along shorelines. **Barrier** reefs are further out. Ring-shaped **atolls** rise from sunken islands.



fringing reef



barrier reef



atolls

STUDENTS PARTICIPATE IN "REAL TIME"

Various
interactive
question types
allow students
to answer in a
variety of ways

The screenshot shows a Teacher Dashboard with 11 student workspaces arranged in two rows. Each workspace contains a world map with a different colored outline (blue, orange, green, black) and a small inset image. The students' names and icons are visible below each workspace.

Student Name	Student Icon	Workspace Content
Nina Su...	Star, Comment, More	World map with blue outline
Stephe...	Star, Comment, More	World map with orange outline
Haowe...	Star, Comment, More	World map with orange outline
BEKA K...	Star, Comment, More	World map with black outline
Ana Kh...	Star, Comment, More	World map with green outline
Xinyan ...	Star, Comment, More	World map with orange outline
Aleksa...	Star, Comment, More	World map with black outline
COLBY ...	Star, Comment, More	World map with blue outline
Mejia Y...	Star, Comment, More	World map with blue outline
SHU YI...	Star, Comment, More	World map with black outline
Edwar ...	Star, Comment, More	World map with blue outline

Teacher monitors student work on “Teacher Dashboard” and provides instant, specific feedback.

INDEPENDENT WORK

Vocabulary work: Pre-Self-Assessment

Drag a question mark next to the words you would rate a 1 or 2 (have not heard before or don't know what they mean, and drag a star next to words you would rate a 3 (you've heard, you know what they mean, and can explain what they mean.)

habitat

species

endangered

characteristic

adaptation

Drag a question mark next to the words you would rate a 1 or 2 (have not heard before or don't know what they mean, and drag a star next to words you would rate a 3 (you've heard, you know what they mean, and can explain what they mean.)

habitat

species

endangered

characteristic

adaptation

Drag a question mark next to the words you would rate a 1 or 2 (have not heard before or don't know what they mean, and drag a star next to words you would rate a 3 (you've heard, you know what they mean, and can explain what they mean.)

habitat

species

endangered

characteristic

adaptation

Drag a question mark next to the words you would rate a 1 or 2 (have not heard before or don't know what they mean, and drag a star next to words you would rate a 3 (you've heard, you know what they mean, and can explain what they mean.)

habitat

species

endangered

characteristic

adaptation

Drag a question mark next to the words you would rate a 1 or 2 (have not heard before or don't know what they mean, and drag a star next to words you would rate a 3 (you've heard, you know what they mean, and can explain what they mean.)

habitat

species

endangered

characteristic

adaptation

Drag a question mark next to the words you would rate a 1 or 2 (have not heard before or don't know what they mean, and drag a star next to words you would rate a 3 (you've heard, you know what they mean, and can explain what they mean.)

habitat

species

endangered

characteristic

adaptation

Drag a question mark next to the words you would rate a 1 or 2 (have not heard before or don't know what they mean, and drag a star next to words you would rate a 3 (you've heard, you know what they mean, and can explain what they mean.)

habitat

species

endangered

characteristic

adaptation

Various assessment types are put to use to measure student knowledge and learning

INDEPENDENT WORK

Students practice language in a variety of hands-on and interactive ways

INDEPENDENT WORK

Vocabulary work

Chrome File Edit View History Bookmarks People Tab Window Help

app.peardeck.com/presenter/tmbzyrmcq/dash

Presentation Session

Sort by: Time

rcny 0/20 Students

Ocean Vocabulary
Habitat
A habitat is a place where plants and animals live.
Some examples are rainforest, ocean, and the antarctic.

In this box, draw a picture to go with the vocabulary word "habitat".

Ocean Vocabulary
species
Species is a type of animal.
There are thousands of species of animals, like dolphins, pandas, leopards and even

In this box, draw one ocean "species".

Ocean Vocabulary
describe
Describe means to tell all about something.

In this box, draw a picture of an ocean animal and write some words that "describe" it.

Ocean Vocabulary
Habitat
A habitat is a place where plants and animals live.
Some examples are rainforest, ocean, and the antarctic.

In this box, draw a picture to go with the vocabulary word "habitat".

Students, draw anywhere on this slide!

Pear Deck Interactive Slide
Do not remove this box!

INDEPENDENT WORK


Vocabulary work

Ocean Vocabulary

Habitat

A **habitat** is a place where plants and animals live.

Some examples are rainforest, ocean, and the antarctic.



Students, draw anywhere on this side!


In this box, draw a picture to go with the vocabulary word "habitat".

Forest Habitat

Tree

Bear

Flower



Pear Deck Interactive Slide
Do not remove this box

[Back to Table of Contents](#)

INDEPENDENT WORK

Vocabulary work

Rainforest Vocabulary

Draw a line from the word to the picture that matches.

rainforest noisy ———



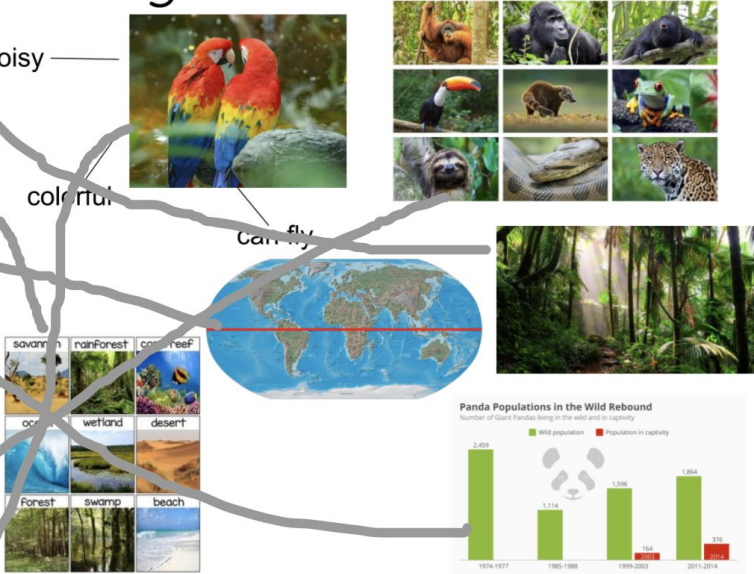
habitat colorful ———

equator Can fly ———

endangered

biodiversity

characteristic



Panda Populations in the Wild Rebound
Number of Giant Pandas living in the wild and in captivity

Period	Wild population	Population in captivity
1974-1977	2,459	-
1985-1988	1,114	-
1999-2003	1,555	124
2011-2014	1,864	376

© 2015 Statista. All rights reserved. Source: Chinese State Forestry Administration Panda Census.

Pear Deck Interactive Slide
Do not remove this bar

INDEPENDENT WORK

Listening comprehension with multiple question types

WATCH THE VIDEO ABOUT EARTH DAY ON THE NEXT SLIDE.

YOU WILL ANSWER SOME QUESTIONS AFTER YOU WATCH THE VIDEO.

BE SURE TO LISTEN FOR:

- WHY EARTH DAY WAS CREATED.
- WHEN EARTH DAY IS.
- HOW MANY PEOPLE CELEBRATE EARTH DAY WORLDWIDE.
- WHAT PEOPLE DO ON EARTH DAY.



1. What is Earth Day?

Draw a picture to show what Earth Day is.



Students, draw anywhere on this slide!

Pear Deck Interactive Slide
www.peardeck.com

5. Draw a picture of 3 things people can do on Earth Day.

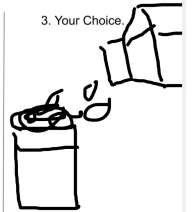
1. People plant trees.



2. People clean up the earth.



3. Your Choice.



Students, draw anywhere on this slide!

Pear Deck Interactive Slide
www.peardeck.com

INDEPENDENT WORK

Graphic Organizers

TITLE:
whitetip white shark

TEXT FEATURES

HEADING
Whitetip reef sharks are predators that drive in the the coral reef home.

KEYWORDS
Biome, Corals, camoflauge, Prey, adaptions, predators,

MAP
South Africa
Central America

PHOTOGRAPH
sharks are shwing how they camouflagge.

3 FACTS
Whitetip shark are good hunter. Also whitetip sharks hunt at nighth.
Whitetip shark work togheter to hunt their prey.

CAPTION
The shark in this picture is bending is back to swim in the coral lreef.

Students, draw anywhere on this slide!

Pear Deck Interactive Slide
Do not remove this bar

Writing

INDEPENDENT WORK

THANK YOU, EARTH

Friday, April 10, 2020

Dear Earth,

Thank you for being our home. Thank you for this colorful mountains, beaches, and home you give us. Thank you for patterns and thank you for colorful land with birds who sing and bees who buzz , thank you for animals and thank you for home, thank you earth for being our home.



Sincerely,

Anastasia G #11




Students, draw anywhere on this slide!

INDEPENDENT WORK

Feedback

Feedback for ✕



Rainforest Vocabulary
rainforest


Rainforests are forests in warm places that have a lot of rain. Many animals live in the rainforest.

6/5/20 7:55 AM

Great picture! I love that bird! Well done.

ADD MORE FEEDBACK

Feedback for ✕



Rainforest Vocabulary
rainforest

Rainforests are forests in warm places that have a lot of rain. Many animals live in the rainforest.


6/5/20 7:56 AM

Nice tree! If you add some more, it will look even more like a rainforest.

ADD MORE FEEDBACK

Timely and
specific teacher
feedback allows
for maximum
student growth

FLIPGRID



- Allows for social interaction remotely
- Students practice listening and speaking
- Integration of spoken English when away from school, even when immersed in L1 speaking environment
- Allows for private feedback
- Students recorded just shy of 1000 videos during Spring 2020 (that is A LOT of great oral language practice!)

INDEPENDENT WORK

SOCIAL INTERACTION REMOTELY

Students listen to and
reply to each other



Various platforms
for online
instruction take
students' differing
strengths and
learning style into
consideration

INDEPENDENT WORK

FEEDBACK


Specific and
timely feedback
allow for
maximum
student growth

The screenshot displays the Flipgrid 'Leave a Vibe!' interface. On the left, a video player shows a young boy smiling. The video has a progress bar at 0:01 / 0:16. Above the video, there are icons for a star, a flame, and a video camera. To the right of the video, a feedback panel is visible. It includes a 'Feedback' tab, an 'Edit' button, and a 'Share' button. Below these, there is a 'Video Feedback' section with a green plus icon and the text 'This video will only be available to BEKA K.' Underneath is a 'Grading Rubric' section with a 'Score BEKA's video based on the Topic criteria. [Edit the rubric.](#)' and two dropdown menus for 'Ideas' and 'Performance'. The 'Comments' section has the text 'Add detailed feedback for BEKA.' and a text area containing 'Beka, thank you so much for sharing your favorite memories with us! We will miss you over the summer!'. A 'Feedback Saved' status is shown at the bottom right of the comments section. At the bottom of the interface, there is a 'Share Feedback' section with the text 'Students can visit [my.flipgrid.com](#) to view the feedback. You can also email or copy the link directly to students.' and two buttons: 'Copy Feedback Link' and 'Email Feedback'. The video title 'BEKA KHAZASHVILI' and display name 'BEKA K' are shown at the bottom left, along with the date 'Jun 25, 2020 9:19am' and '12 views'. A Flip Code 'bd812bc4' is also displayed.


[Back to Table of Contents](#)

INDEPENDENT WORK

GOALS!



[My Activity](#) **[My Grids](#)** [MixTapes](#) [#GridPals](#) [Disco Library](#) [Shorts](#)



My Grids

A Grid is for your classroom or learning community. New to Flipgrid? Check out this [Getting Started Guide](#).



2 days and 11 hours of **shared learning** across your Grids!

That's how long it took Charlie and Brad to build version 1 of Flipgrid!

Share

Tweet

[Add New Grid](#)

2 Grids

Search Grids

	Name	Flip Code	Activity	Last Updated ▾	
	Entering/Emerging St... School Email	duboiseker8086	15 Topics 352 Videos	Jun 25, 2020	Share Actions
	4th/5th Students School Email	duboiseker4047	15 Topics 487 Videos	Jun 25, 2020	Share Actions

JUST SHY OF
1000 VIDEOS
THIS SPRING!


[Back to Table of Contents](#)

EPIC



- High interest fiction & nonfiction texts on a variety of levels
- Educational Videos
- Books available in Spanish & Chinese
- Teachers create and assign collections tailored to student needs, literacy, and language proficiency levels

INDEPENDENT WORK

[HOME](#)[EXPLORE](#)[My Library](#)[My Students](#)[Ms. DuBois ▾](#)

Homes

[Edit](#) | [Assign and View Progress](#) | [Share](#)**3-9**

Age

5

Books

0

Videos

0

Quizzes

12Students
Assigned

Culture

[Edit](#) | [Assign and View Progress](#) | [Share](#)**3-9**

Age

8

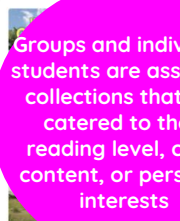
Books

0

Videos

0

Quizzes

12Students
Assigned

Weather and Climate

[Edit](#) | [Assign and View Progress](#) | [Share](#)**2-12**

Age

27

Books

3

Videos

0

Quizzes

12Students
Assigned

Groups and individual students are assigned collections that are catered to their reading level, class content, or personal interests

[Back to Table of Contents](#)

SUPPORTING AND CONNECTING WITH FAMILIES REMOTELY

Using Talking Points to Communicate with Families



Educators message families with Talking Points web or mobile app.



Families easily receive text messages in their home languages.



Communicate with families in 100+ languages.

SUPPORTING AND
CONNECTING WITH
FAMILIES REMOTELY

VIRTUAL
meet the
TEACHER



SUPPORTING AND CONNECTING WITH FAMILIES REMOTELY

Multilingual Family Survey in
Google Forms, identifying:

- Critical Family Members
- Home Language & Country of Origin
- Preferred languages of communication
- Contact information & mailing address
- Best times for individual family meetings
- Access to technology
- Child's interests, strengths, and needs, according to family
- Hopes & Dreams
- Interest in volunteering

The screenshot shows a Google Form titled "FAMILY SURVEY FOR ENGLISH LANGUAGE LEARNERS". The form is set against a light orange background. It begins with a greeting from Ms. DuBois, explaining the purpose of the survey for the school year. The form contains several sections: a description of the survey, a short answer text field for "My child's first and", another short answer text field for "My name is...", a multiple choice section for "My relationship to the child is..." with options like Mother, Father, Aunt, Uncle, Grandmother, Grandfather, Guardian, and Other..., a short answer text field for "My phone number is...", another short answer text field for "My email address is...", and a final short answer text field for "My name is...". A vertical toolbar on the right side of the form allows for editing and sharing options.